



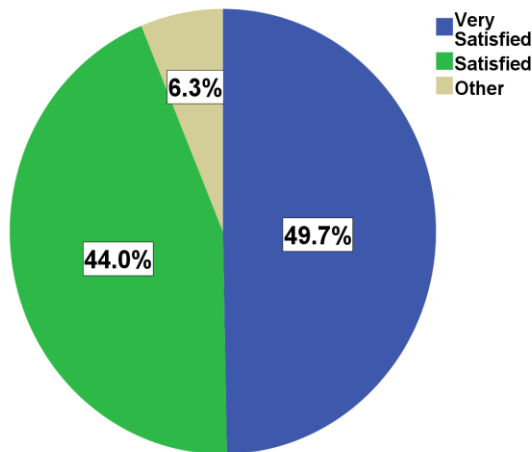
CAREER & TECHNICAL EDUCATION EMPLOYMENT OUTCOMES SURVEY

2020 COLLEGE REPORT

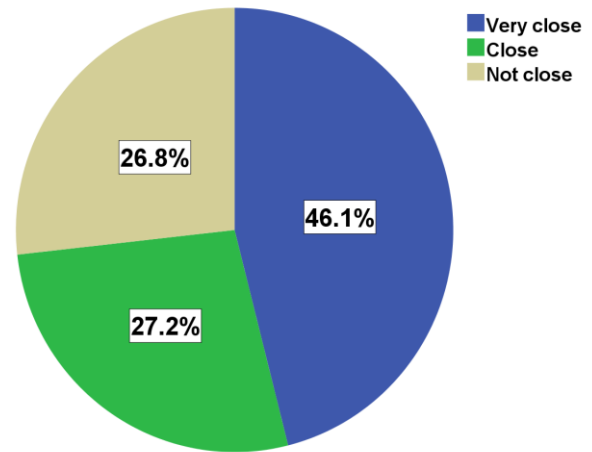
Los Angeles Valley College

Completer and skills-building students at Los Angeles Valley College were surveyed if they met one of the following criteria in 2017-2018, and did not enroll (or were minimally enrolled) in 2018-2019: earned a certificate of 6 or more units, earned a vocational degree, or earned 9+ CTE units. The survey was administered in 2020 by e-mail, text message (SMS), and telephone. The survey addressed student perceptions of their CTE program, employment outcomes, and how their coursework and training relate to their current career. A total of 1282 students were surveyed and 337 (26%) students responded: 29% by email, 61% by phone, and 10% by SMS.

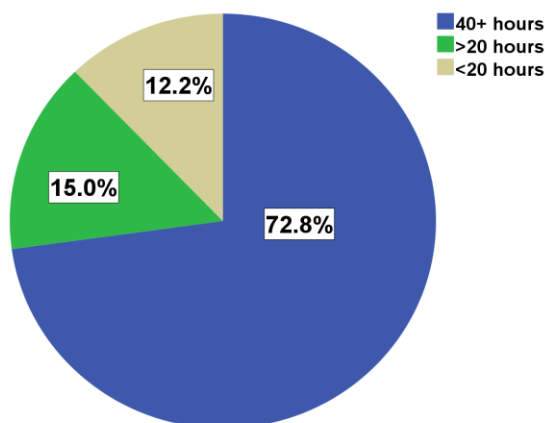
How satisfied are students with the education and training they received?



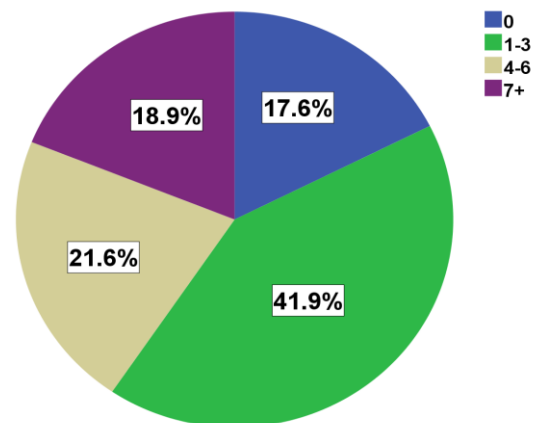
How many students secured a job that is closely related to their program of study?



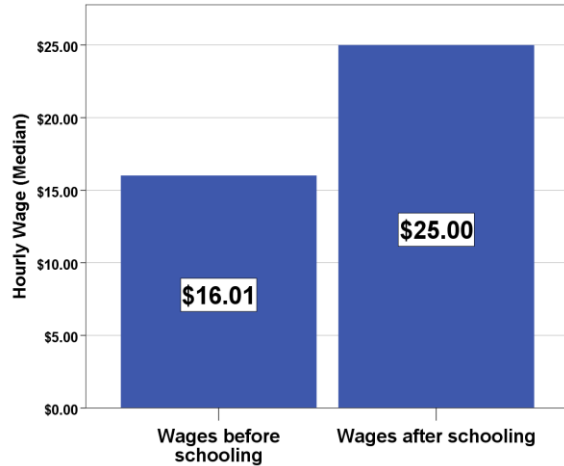
How many hours per week are employed students working?



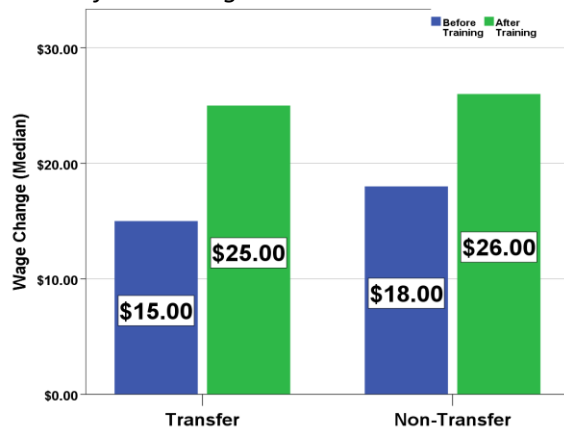
How many months did it take for students to find a job?



What were the hourly wages of the students before training versus after training?



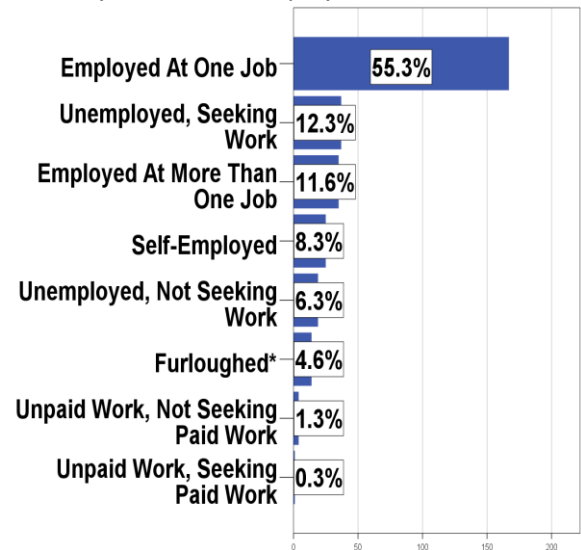
What were the hourly wages of transfer students and non-transfer students—before training versus after training?



Does the similarity between job and program of study influence wage gains?



What is your current employment status?



More Key Results

\$8.99 is the overall change in hourly wages after completing training—in dollars

56% is the overall change in hourly wages after completing training—in percentage gain

79% of respondents reported being employed for pay

45% of respondents reported transferring to another college or university

94% of respondents reported being very satisfied or satisfied with their training.

Conclusion

The results of the survey showed that completing CTE studies and training – whether or not a credential is earned, whether or not a student transfers – is related to positive employment outcomes. The preponderance of respondents are employed and are working in the same field as their studies or training. Notably, students realize a greater wage gain after completing their studies if they secure a job that is similar to their program of study.

For 2020, current data was used when available, data collected on pre-pandemic outcomes was used when current data was unavailable.

*The option of “Furloughed” was only available to respondents who took the survey version initiated after the start of the COVID-19 pandemic.